

DREAMWORKS

# THE CROODS 2

## A NEW AGE

#CROODS2



# ACTIVITY PACK

THE  
**CROODS 2**  
A NEW AGE

COMING SOON

**THE CROODS ARE BACK WITH LOTS OF FUN  
ACTIVITIES TO SEE IN THE NEW AGE!  
LEARN TO CREATE CAVE DRAWINGS, TEST YOUR  
PRIMAL BRAINS WITH CROODOKU, FEED YOUR  
TRIBE WITH CROODACEOUS RECIPES, BRING YOUR  
FAVORITE CROODIMAL TO LIFE, FASHION YOUR  
OWN PREHISTORIC SHOES, GET CREATIVE WITH  
STICKERS TO DECORATE YOUR CAVE & TEST YOUR  
STRENGTH WITH THE BOULDER TOSS.**



**#CROODS2**

THE **CROODS 2**  
A NEW AGE

COMING SOON

**CAVE DRAWINGS**



**CONNECT THE DOTS THEN USE THE LETTER GUIDE TO COLOUR EACH SPACE AND DISCOVER YOUR PICTURE!**

**A = LIGHT BROWN B = DARK BROWN C = GREY D = GREEN E = BLUE  
F = ORANGE G = YELLOW H = WHITE**

THE CROODS 2  
A NEW AGE

COMING SOON

CAVE DRAWINGS



CONNECT THE DOTS THEN USE THE LETTER GUIDE TO COLOUR EACH SPACE AND DISCOVER YOUR PICTURE!

A = LIGHT BROWN B = DARK BROWN C = GREY D = GREEN E = BLUE  
F = ORANGE G = YELLOW H = WHITE I = BEIGE

THE CROODS 2  
A NEW AGE

COMING SOON

# CAVE DRAWINGS



THE **CROODS 2**  
A NEW AGE

COMING SOON

# CROODOKU

EACH OF THE FOUR BLOCKS HAS TO CONTAIN ALL THE NUMBERS 1-4 WITHIN ITS SQUARES.  
EACH NUMBER CAN ONLY APPEAR ONCE IN A ROW, COLUMN OR BOX.

3			2
	4	1	
	3	2	
4			1

2	3	4	1
3	4	1	2

	2		
	1	4	
		3	

	4		1
3			
			4

	1		
4	2		
		2	
	3		

2			
		1	
	2		
			4

# THE CROODS 2 A NEW AGE

COMING SOON

# CROODITÉS



## INGREDIENTS

- 250ML SOURED CREAM
- 120ML MAYONNAISE
- 2 SPRING ONIONS, FINELY CHOPPED
- 1 TBSP LEMON JUICE
- 1 TBSP CHOPPED FRESH PARSLEY
- 1 TSP DILL
- 1 GARLIC CLOVE, FINELY CHOPPED
- 1/2 TSP SALT
- 1/8 TSP PEPPER
- ASSORTED FRESH VEGETABLES

## DIRECTIONS

COMBINE THE FIRST 9 INGREDIENTS; MIX WELL. COVER AND REFRIGERATE AT LEAST 2 HOURS. IF DESIRED, SPRINKLE WITH ADDITIONAL PARSLEY. SERVE WITH VEGETABLES CUT TO DIPPING SIZE.



\*ASK AN ADULT FOR HELP WHEN CUTTING.

THE  
**CROODS 2**  
A NEW AGE

COMING SOON

# CHUNKY CHEWS

## INGREDIENTS

- 112G SOFT BUTTER
- 400G BROWN SUGAR
- 2 TSP VANILLA EXTRACT
- 2 LARGE EGGS
- 250G FLOUR
- 2 TSP BAKING POWDER
- 1/2 TSP SALT
- 125G BUTTERSCOTCH CHIPS

## DIRECTIONS

1. PREHEAT TO 180°C
2. IN A MEDIUM BOWL, CREAM TOGETHER BUTTER AND SUGAR
3. ADD VANILLA & EGGS, MIX WELL
4. ADD FLOUR, BAKING POWDER & SALT
5. MIX WELL
6. FOLD IN THE BUTTERSCOTCH CHIPS
7. SPREAD THE BATTER IN A GREASED 9X13 PAN
8. BAKE FOR 30-35 MINUTES UNTIL THE BARS ARE SET IN THE MIDDLE
9. CUT WHILE THE BARS ARE WARM



\*ASK AN ADULT FOR HELP WHEN USING AN OVEN.



# THE CROODS 2 A NEW AGE

COMING SOON

## SWEET SASH & BELT COOKIES

### INGREDIENTS

- 250G FLOUR
- 1 TSP. BAKING POWDER
- PINCH OF SALT
- 2 EGGS
- 100G GRANULATED SUGAR
- 80ML OLIVE OIL
- 1 TSP. VANILLA EXTRACT
- 1 TSP. GRATED LEMON ZEST
- EGG WASH  
1 EGG YOLK & 1 TSP. WHOLE MILK
- 2 TSP DEMERARA SUGAR



### DIRECTIONS

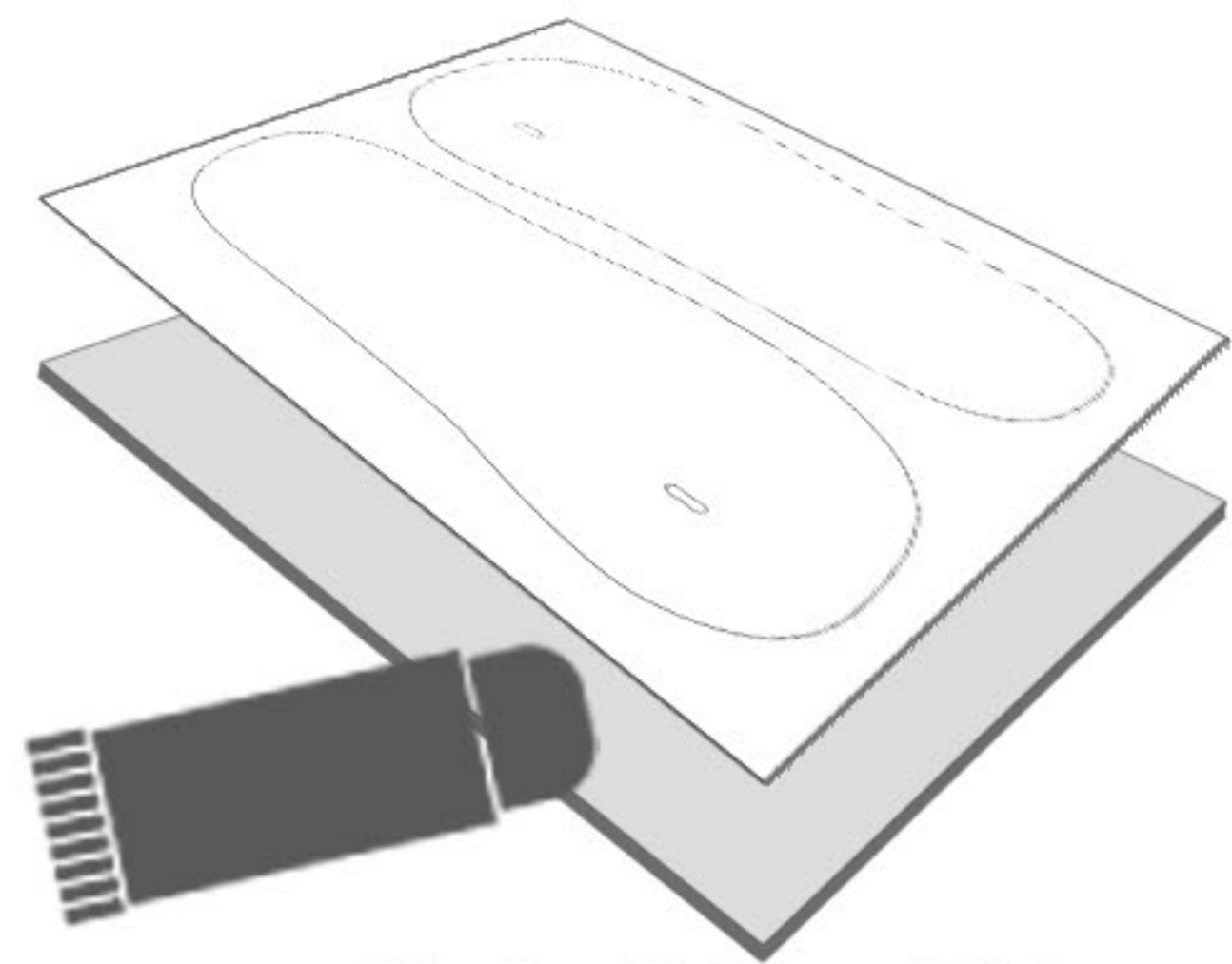
1. IN A MEDIUM BOWL, SIFT FLOUR, BAKING POWDER & SALT
2. IN A LARGE BOWL, USING AN ELECTRIC WHISK, WHISK EGGS TILL FROTHY (3-4 MINS)
3. SLOWLY ADD SUGAR, WHISK TILL COMBINED AND SLIGHTLY THICKENED (2 MINS)
4. ADD OIL, VANILLA EXTRACT & ZEST
5. ADD DRY INGREDIENTS, MIX WITH SPOON UNTIL DOUGH IS SOFT
6. SCOOP (APPROX 2 TBSP) DOUGH OUT IN PIECES ON FLOURED SURFACE
7. ROLL EACH PIECE INTO 4-5" STRAND WITH 1/2" DIAMETER
8. PLACE ON PARCHMENT-LINED COOKIE SHEET IN S SHAPE
9. BRUSH COOKIES WITH EGG WASH
10. SPRINKLE WITH DEMERARA SUGAR
11. PREHEAT OVEN TO 180°C
12. BAKE FOR 15-17 MINS IN MIDDLE OF OVEN TILL UNDERNEATH IS SLIGHTLY BROWN
13. TRANSFER TO WIRE RACK TO COOL

\*ASK AN ADULT FOR HELP WHEN USING AN OVEN AND MIXER.

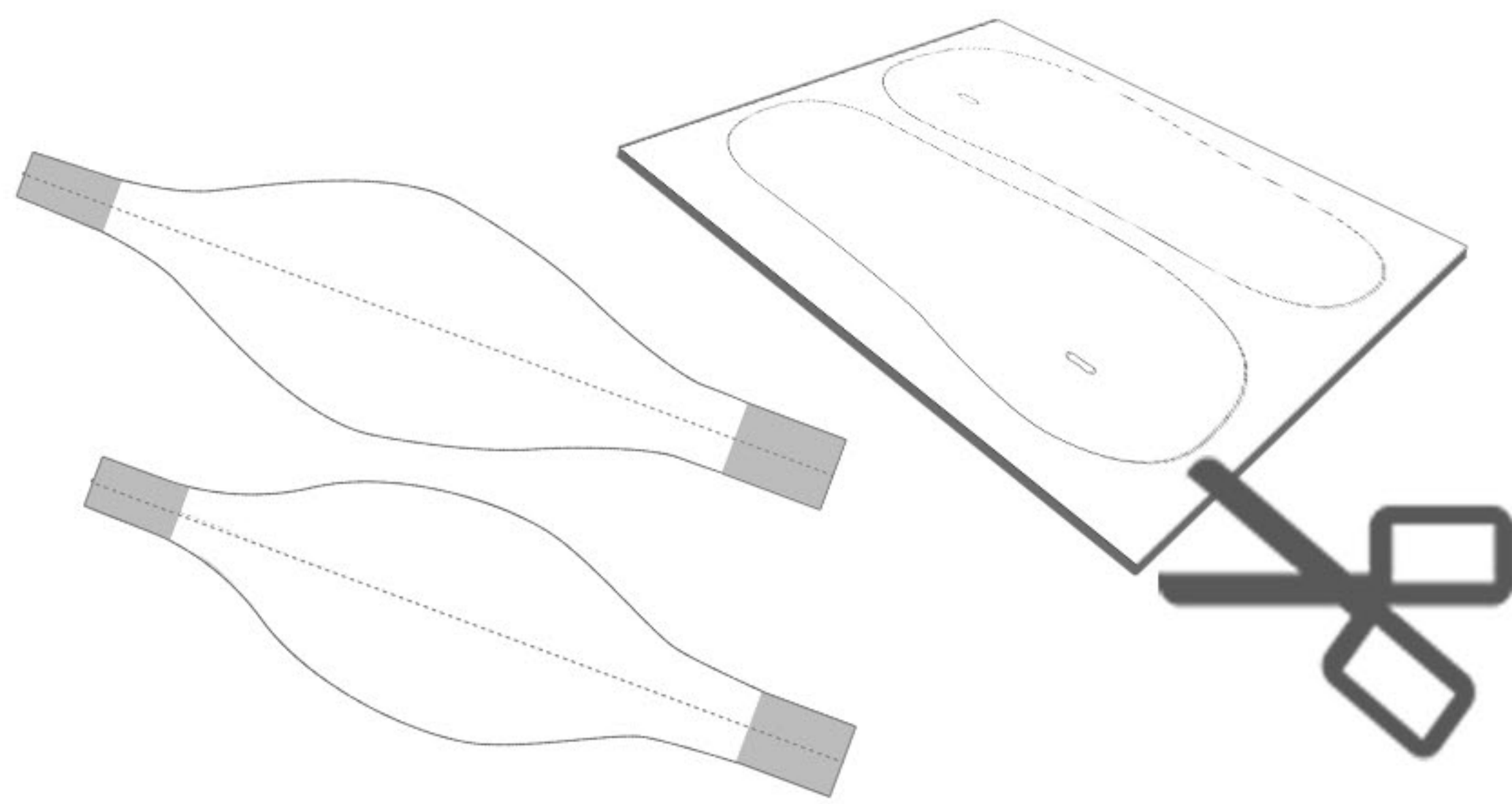
THE CROODS 2  
A NEW AGE

COMING SOON

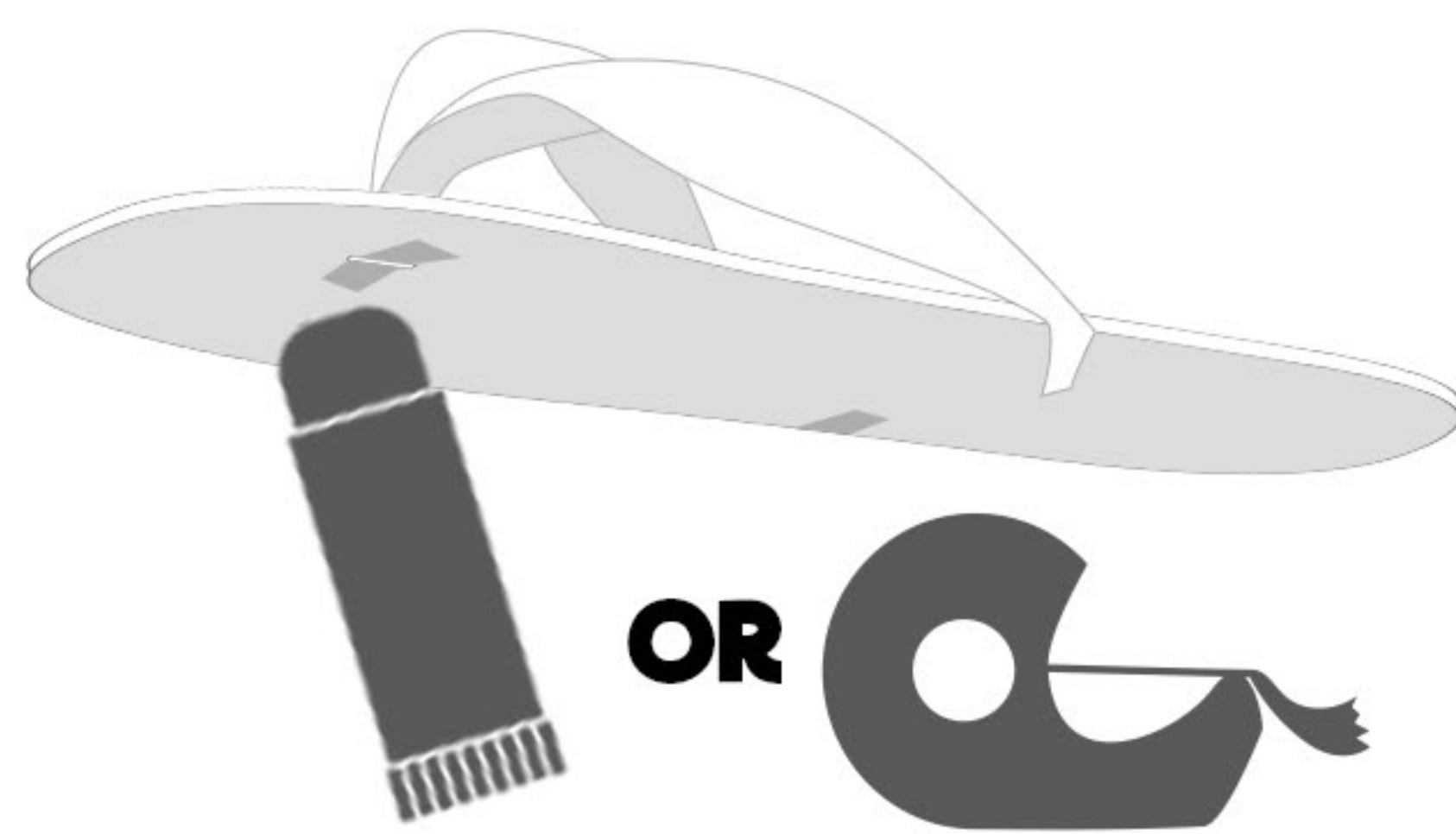
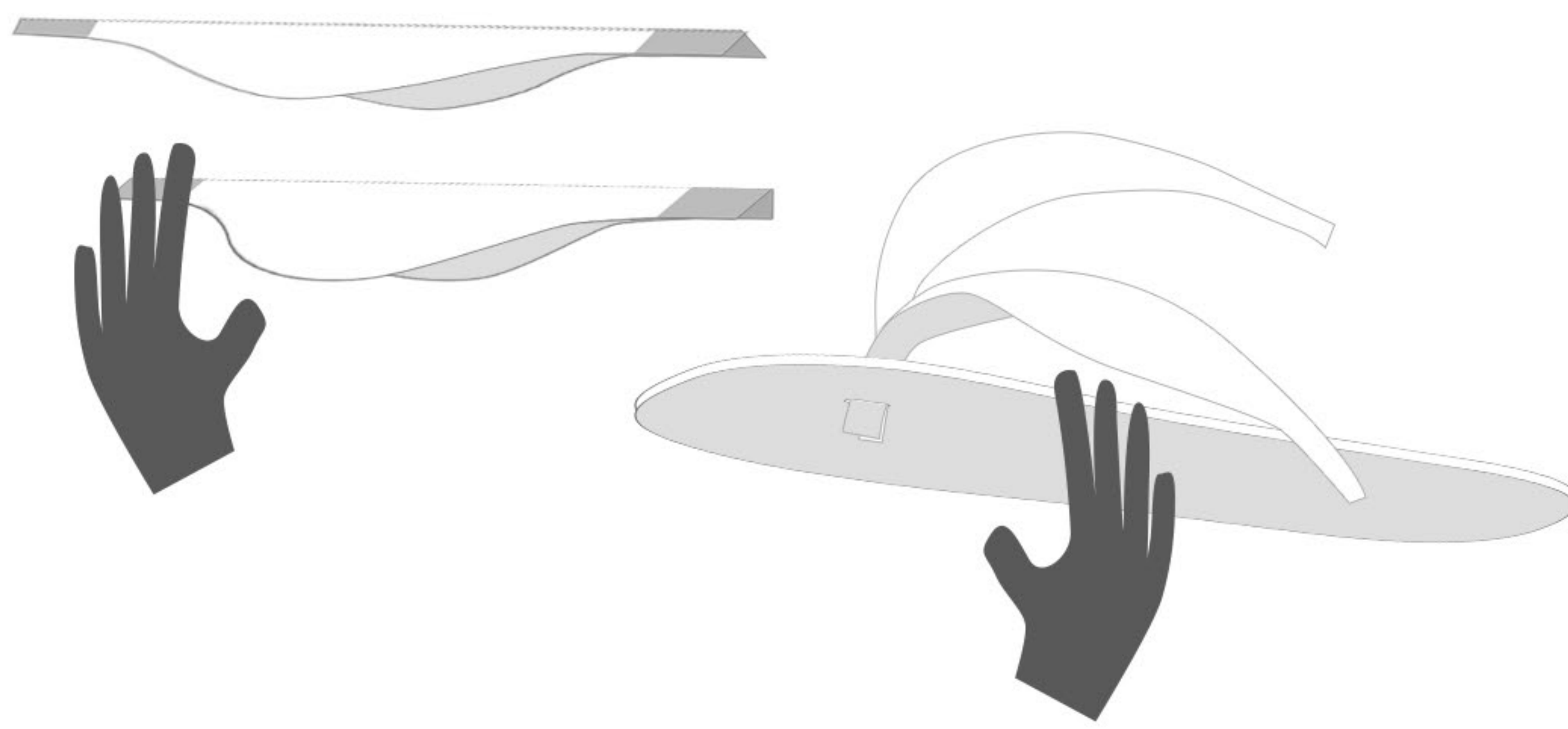
# MAKE YOUR OWN BETTERMAN SANDALS



GLUE BOTTOM  
TO CARDBOARD





\*ASK AN ADULT FOR HELP BEFORE USING SCISSORS.



OR







THE CROODS 2  
A NEW AGE

COMING SOON

CHUNKY  
FACE MASK



THE CROODS 2  
A NEW AGE

COMING SOON

# PUNCH MONKEY FACE MASK



THE CROODS 2  
A NEW AGE

COMING SOON

SASH  
FACE MASK



THE CROODS 2  
A NEW AGE

COMING SOON

BELT  
FACE MASK





THE CROODS 2  
A NEW AGE

COMING SOON

# CREATE STICKERS!

INSTRUCTIONS: USING REGULAR PAPER AND TAPE OR 8.5"X11" STICKER SHEETS, PRINT YOUR CROODS STICKERS, CUT ALONG THE DOTTED LINE AND DECORATE YOUR WORLD!

\*ASK AN ADULT FOR HELP BEFORE USING SCISSORS!



**PACK STAYS TOGETHER**

**THIS IS MY TRIBE**

**I WOULD HAVE EATEN THAT**

**IF YOU MET MY FAMILY YOU'D UNDERSTAND**

**SO CROOD-ACEOUS**

**GRRR!**

**LET'S GET WILD!**



**FACE THE FUTURE!**



**A MUM KNOWS BETTER**



**SEATBELT MODE**



**OOH LA LA**



**DUN DUN DUN!**



**RAAAR!**

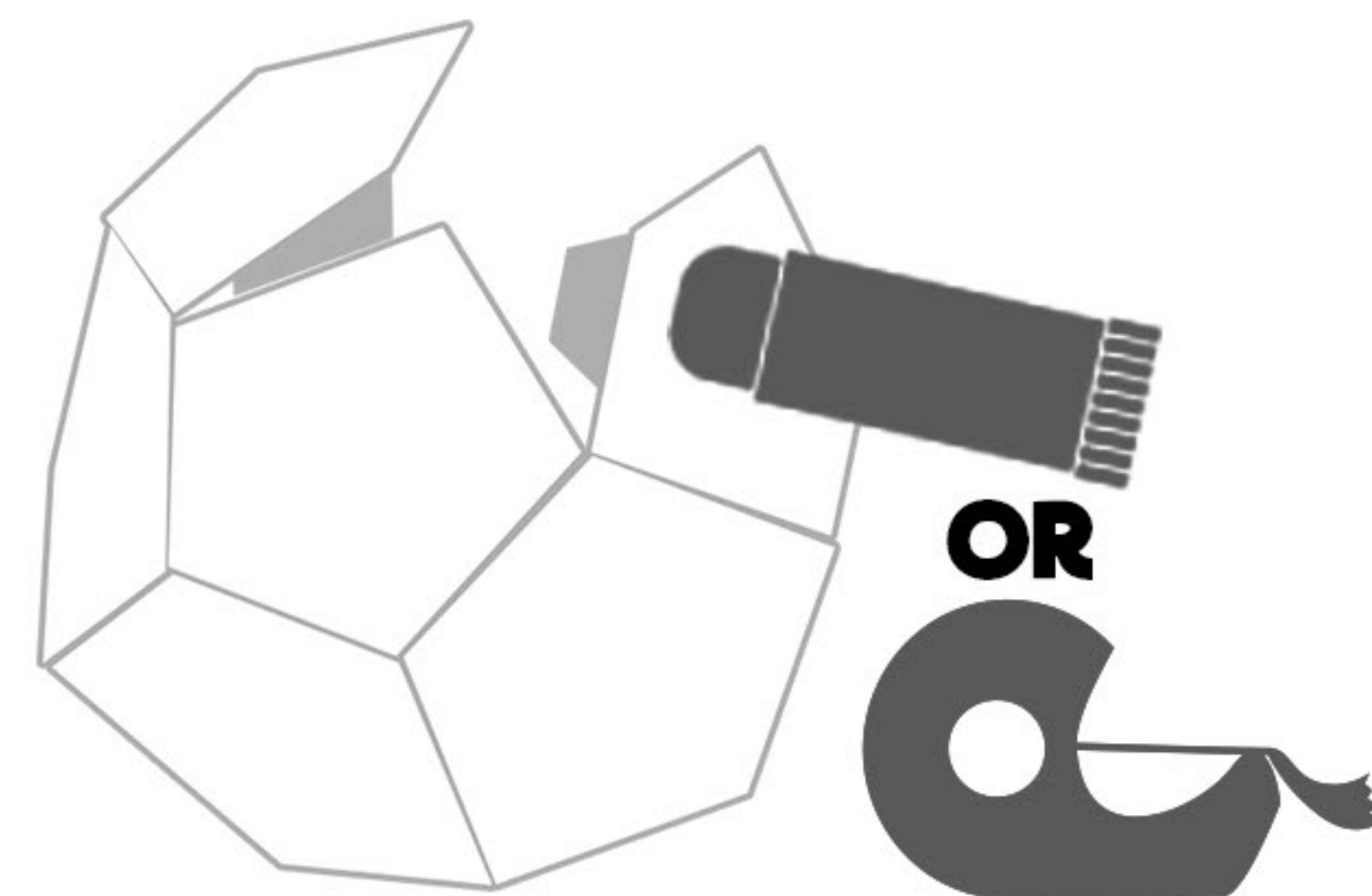
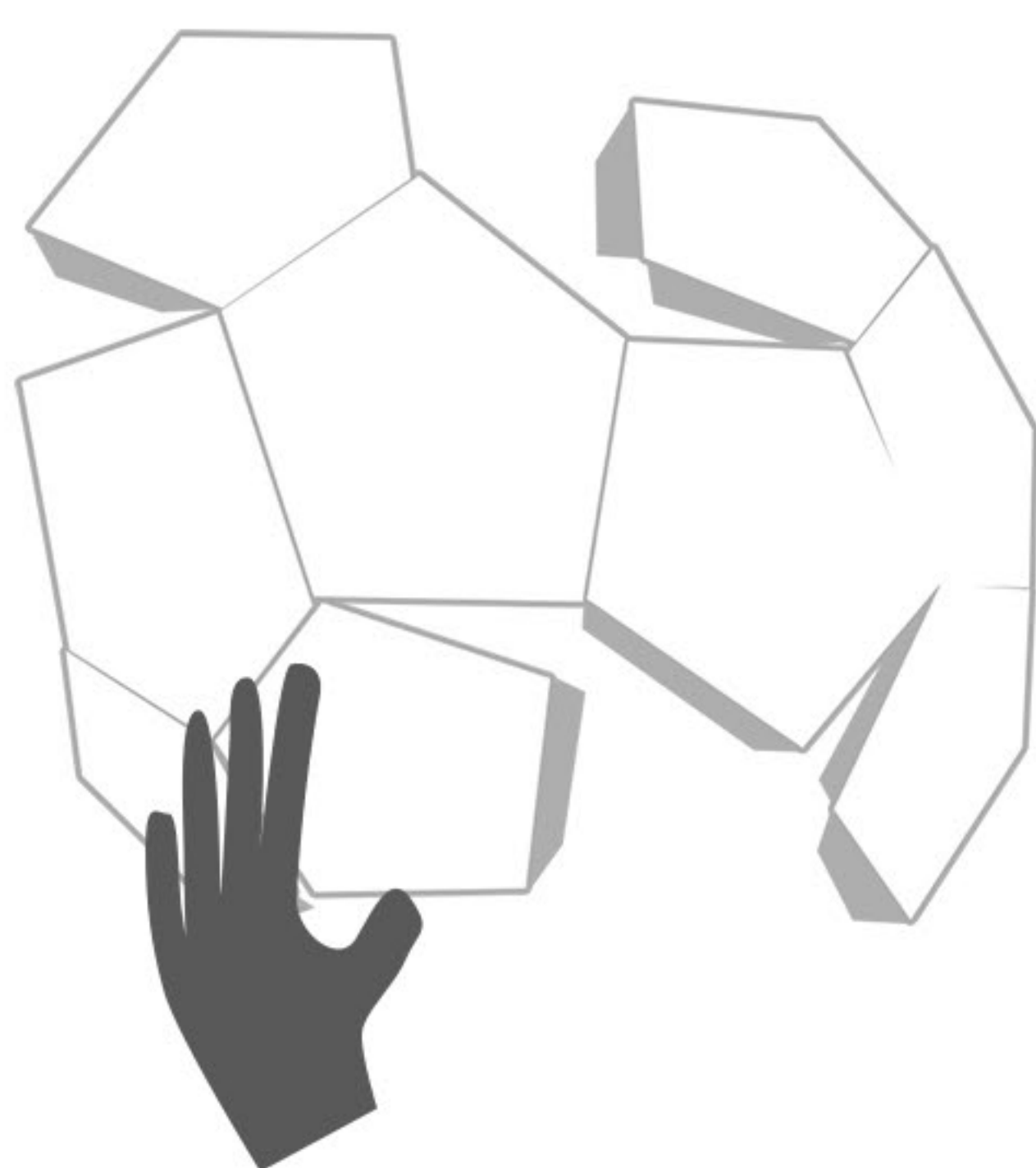
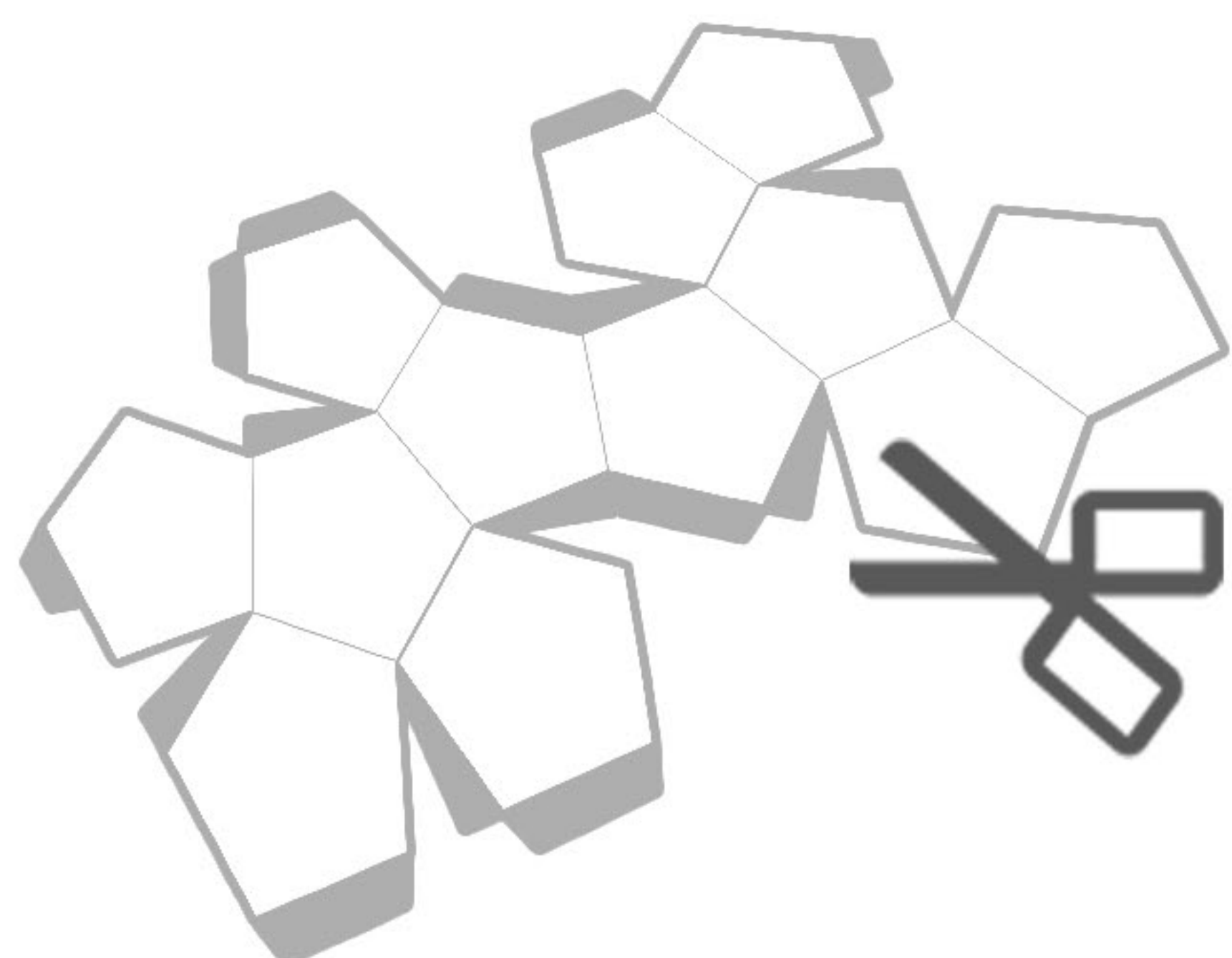






COMING SOON

# BOULDER TOSS



\*ASK AN ADULT FOR HELP BEFORE USING SCISSORS.

